


Strutcatcher™/clic®

the only auto-locking support system



Clic
#63 - 113



Clic
#8 - 59



Mount Clic to surface.



Insert pipe/tubing into the open Clic.




Apply slight pressure to the tubular member and the jaws close and lock.

ACCESSORIES



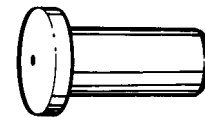
#LT-101 Flange



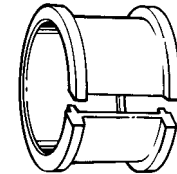
#LT-102 Adaptor



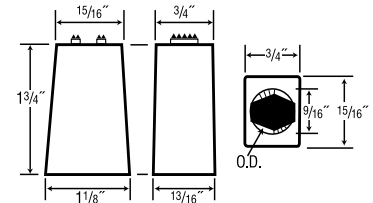
#LT-103 Stud



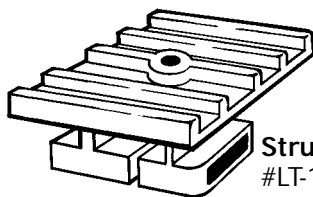
#LT-104 Spacer



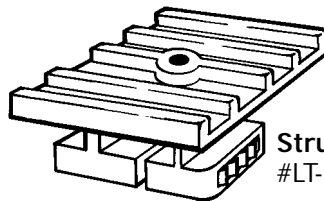
Bundle-Routing Rings



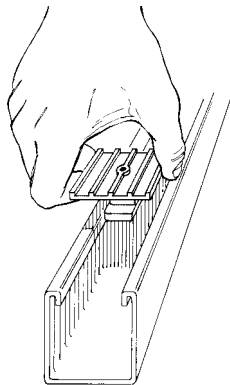
#LT-121 Spacer



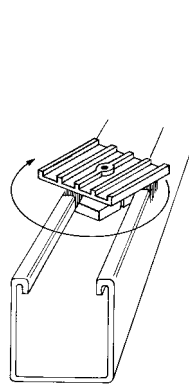
Strutcatcher
#LT-109-M



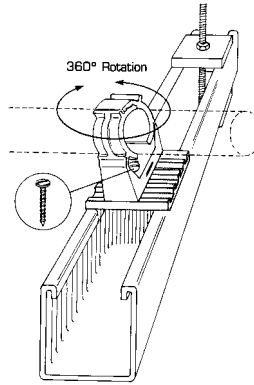
Strutcatcher
#LT-109



Insert Strutcatcher into strut.



Twist Strutcatcher 90 degrees and it locks into place.



Mount Clic onto Strutcatcher with a screw. Swivel Clic to desired position.



PIPE SELECTION CHART

TYPE OF PIPE		CLIC PART NO. AND PACKING	NOMINAL PIPE SIZE											
			1/8" I.D.	1/4" I.D.	3/8" I.D.	1/2" I.D.	3/4" I.D.	1" I.D.	1-1/4" I.D.	1-1/2" I.D.	2" I.D.	2-1/2" I.D.	3" I.D.	4" I.D.
			ACTUAL PIPE OUTSIDE DIAMETER											
			.405" O.D.	.540" O.D.	.675" O.D.	.840" O.D.	1.050" O.D.	1.315" O.D.	1.660" O.D.	1.900" O.D.	2.375" O.D.	2.875" O.D.	3.500" O.D.	4.500" O.D.
P L A S T I C	PVC Schedules 40, 80 & 120	Part No. Qty/Ctn.	#10 100	#12 100	#17 100	#20 100	#25 50	#32 50	#40 25	#47 25	#59 20	#71 25	#80 25	#113 25
	CPVC Schedules 40 & 80	Part No. Qty/Ctn.	—	#12 100	#17 100	#20 100	#25 50	#32 50	#40 25	#47 25	#59 20	#71 25	#80 25	#113 25
	ABS Schedules 40 & 80	Part No. Qty/Ctn.	—	—	#17 100	#20 100	#25 50	#32 50	#40 25	#47 25	#59 20	#71 25	#80 25	#113 25
	PE Schedules 40 & 80	Part No. Qty/Ctn.	—	#12 100	#17 100	#20 100	#25 50	#32 50	#40 25	#47 25	#59 20	#71 25	#80 25	#113 25
	PP Schedules 40 & 80	Part No. Qty/Ctn.	—	#12 100	#17 100	#20 100	#25 50	#32 50	#40 25	#47 25	#59 20	#71 25	#80 25	#113 25
	PVDF Schedule 80	Part No. Qty/Ctn.	—	—	#17 100	#20 100	#25 50	#32 50	#40 25	#47 25	#59 20	#71 25	#80 25	#113 25
	PB Schedule 40	Part No. Qty/Ctn.	—	—	#17 100	#20 100	#25 50	#32 50	#40 25	#47 25	#59 20	—	—	—
FIBER GLASS Reinforced Pipe Standard & Extra Heavy		Part No. Qty/Ctn.	—	—	—	#20 100	#25 50	#32 50	—	#47 25	#59 20	#71 25	#80 25	#113 25
M E T A L	GALVANIZED CARBON STEEL Schedules 5S, 10S, 40 & 80	Part No. Qty/Ctn.	#10 100	#12 100	#17 100	#20 100	#25 50	#32 50	#40 25	#47 25	#59 20	#71 25	#80 25	#113 25
	STAINLESS STEEL Schedules 58, 10S, 40 & 80	Part No. Qty/Ctn.	#10 100	#12 100	#17 100	#20 100	#25 50	#32 50	#40 25	#47 25	#59 20	#71 25	#80 25	#113 25
	RED & YELLOW BRASS & COPPER Regular & Extra Strong	Part No. Qty/Ctn.	#10 100	#12 100	#17 100	#20 100	#25 50	#32 50	—	#47 25	#59 20	—	—	—
	ALUMINUM 5S, 10S, 40 & 80	Part No. Qty/Ctn.	#10 100	#12 100	#17 100	#20 100	#25 50	#32 50	#40 25	#47 25	#59 20	#71 25	#80 25	#113 25

TUBE SELECTION CHART

TYPE OF TUBE		CLIC PART NO. AND PACKING	NOMINAL TUBE SIZE																				
			—	1/4"	3/8"	1/2"	5/8"	3/4"	—	1"	—	1-1/4"	—	1-1/2"	—	2"	—	2-1/2"	—	3"	3-1/2"	4"	
			ACTUAL TUBE OUTSIDE DIAMETER																				
			5/16" O.D. 3/16" O.D.	.375" O.D.	500" O.D.	.625" O.D.	.750" O.D.	.875" O.D.	1.000" O.D.	1.125" O.D.	1.250" O.D.	1.375" O.D.	1.500" O.D.	4.625" O.D.	2.000" O.D.	2.125" O.D.	2.500" O.D.	2.625" O.D.	3.125" O.D.	3.625" O.D.	4.125" O.D.		
C O P P E R	ACR	Part No. Qty/Ctn.	—	#10 100	#12 100	#15 100	#17 100	#20 100	—	#28 50	—	#32 50	—	#40 25	—	#51 20	—	#63 25	—	#71 25	#90 25	#101 25	—
	REFRIGERATION SERVICE	Part No. Qty/Ctn.	#8 100	#10 100	#12 100	#15 100	#17 100	#20 100	—	#28 50	—	#32 50	—	#40 25	—	—	—	—	—	—	—	—	—
	TYPE K	Part No. Qty/Ctn.	—	#10 100	#12 100	#15 100	#17 100	#20 100	—	#28 50	—	#32 50	—	#40 25	—	#51 20	—	#63 25	—	#71 25	#90 25	#101 25	—
	TYPE L	Part No. Qty/Ctn.	—	#10 100	#12 100	#15 100	#17 100	#20 100	—	#28 50	—	#32 50	—	#40 25	—	#51 20	—	#63 25	—	#71 25	#90 25	#101 25	—
	TYPE M	Part No. Qty/Ctn.	—	#10 100	#12 100	#15 100	#17 100	#20 100	—	#28 50	—	#32 50	—	#40 25	—	#51 20	—	#63 25	—	#71 25	#90 25	#101 25	—
	MWV	Part No. Qty/Ctn.	—	—	—	—	—	—	—	—	—	#32 50	—	#40 25	—	#51 20	—	#63 25	—	#71 25	#90 25	#101 25	—
O T H E R M E T A L S	GALVANIZED STEEL	Part No. Qty/Ctn.	#8 100	#10 100	#12 100	#15 100	#17 100	#20 100	#25 50	—	#32 50	—	#36 50	—	#51 20	#51 20	—	#63 25	—	#71 25	#90 25	#101 25	—
	STAINLESS STEEL	Part No. Qty/Ctn.	#8 100	#10 100	#12 100	#15 100	#17 100	#20 100	#25 50	—	#32 50	—	#36 50	—	#51 20	#51 20	#59 20	#63 25	—	#71 25	#90 25	#101 25	—
	ALUMINUM	Part No. Qty/Ctn.	#8 100	#10 100	#12 100	#15 100	#17 100	#20 100	#25 50	—	#32 50	—	#36 50	—	#51 20	—	—	—	—	—	—	—	—
P L A S T I C	PB	Part No. Qty/Ctn.	—	—	#12 100	#15 100	—	#20 100	—	#28 50	—	#32 50	—	#40 25	—	#51 20	—	#63 25	—	#71 25	#90 25	#101 25	—
	PVC	Part No. Qty/Ctn.	—	—	—	#15 100	—	#20 100	—	#28 50	—	#32 50	—	#40 25	#51 20	—	—	—	—	—	—	—	—
	CPVC	Part No. Qty/Ctn.	—	—	#12 100	#15 100	—	#20 100	—	#28 50	—	#32 50	—	—	#51 20	—	—	—	—	—	—	—	—
	CPVC	Part No. Qty/Ctn.	—	—	—	#15 100	—	#20 100	—	#28 50	—	#32 50	—	#40 25	—	#51 20	—	#63 25	—	#71 25	#90 25	#101 25	—

Clic Temperature Range -40°F to +180°F continuously, and to +225°F intermittently, with installation to -5°F.

Pacific Pipe and Pump
 18760 Ridge Road NW, Shoreline, WA 98177.
 1-206-542-6372 • FAX: 206-542-0532
 • www.pacificpipeandpump.com

Strutcatcher™/clic®
 the only auto-locking support system